

October 21, 2013

National Stock Exchange of India Limited
Exchange Plaza, 5th Floor,
Plot No. C/1, G Block,
Bandra- Kurla Complex,
Bandra (East),
Mumbai - 400051.
Fax No. 2659 8237 / 38

✓ **Corporate Relationship Department**
Bombay Stock Exchange Limited
Phiroze Jeejeebhoy Towers,
2nd Floor, Dalal Street,
Mumbai - 400 001

Fax No. 2272 3121/ 2037

Re.: - Arshiya Limited - **NSE Scrip Name: ARSHIYA**
BSE Scrip Code: 506074

Kind Attention : Compliance Department


Dear Sir,

Sub: Shareholding pattern for the second Quarter ended 30th September, 2013

Pursuant to Clause 35 of the Listing Agreement, please find enclosed herewith Shareholding pattern for the second quarter ended 30th September, 2013.

Kindly take the same on record and acknowledge receipt.

Thanking you,
For **Arshiya Limited**


Dinesh Darji
Company Secretary



Encl: A/a

Arshiya Limited
(Formerly known as Arshiya International Limited)
Registered Office: - 402, Level 4, Ceejay House, F- Block,
Shiv Sagar Estate, Dr. Annie Besant Road, Worli, Mumbai - 400 018.
T: +91 22 42305400/01 F: +91 22 4230 5476
I www.arshiyalimited.com




Name of the Company ARSHIVA INTERNATIONAL LTD
 Scrip Code/Name of the scrip, class of security :
 Quarter ended : 30/09/2013

Partly paid-up shares :-	No. of partly paid-up shares	As a % of total no. of shares	No. of partly paid-up shares of the company	As a % of total no. of shares of the company
Held by promoter/ promoter group		0.00		0.00
Held by public		0.00		0.00
Total	0	0.00		0.00
Outstanding convertible securities	No. of outstanding securities	As a % of total no. of outstanding convertible securities	As a % of total no. of shares of the company, assuming full conversion of the convertible securities	
Held by promoter/ promoter group		0.00		0.00
Held by public		0.00		0.00
Total	0	0.00		0.00
Warrants	No. of Warrants	As a % of total no. of Warrants	As a % of total no. of shares of the company, assuming full conversion of warrants	
Held by promoter/ promoter group	0	0.00		0.00
Held by public	0	0.00		0.00
Total	0	0.00		0.00
Total paid-up capital of the company, assuming full conversion of warrants convertible securities Total (A+B+C)+ D+E+F)	61879472			100.00



Statement Showing Shareholding Pattern

Category of Shareholder	Number of Shareholders	Table (Va)					Shares Pledged or otherwise encumbered	
		Total Number of Shares	Number of Shares held in Dematerialised form	Total Shareholding as a percentage of total number of shares		As a percentage of (VII) (IX) = (VII)/(IX) *100		
				(A+B)	(V)			(VI)
(I)	(II)	(III)	(IV)	(V)	(VI)	(VII)	(VIII)	(IX)
(A) Shareholding of Promoter and Promoter Group								
1. INDIAN								
(a) INDIVIDUAL FIE	3	22820225	22820225	36.8785	36.8785	0	0	0.00
(b) CENTRAL STATE GOVERNMENTS)	0	0	0	0.0000	0.0000	0	0	0.00
(c) BODIES CORPORATE	0	0	0	0.0000	0.0000	0	0	0.00
(d) FINANCIAL INSTITUTIONS BANKS	0	0	0	0.0000	0.0000	0	0	0.00
(e) ANY OTHERS (Specify)	0	0	0	0.0000	0.0000	0	0	0.00
(f) DIRECTORS RELATIVES	0	0	0	0.0000	0.0000	0	0	0.00
(g) GROUP COMPANIES	0	0	0	0.0000	0.0000	0	0	0.00
SUB TOTAL (AM1) :	3	22820225	22820225	36.8785	36.8785	0	0	0.00
2. FOREIGN								
(a) INDIVIDUAL	0	0	0	0.0000	0.0000	0	0	0.00
(b) BODIES CORPORATE	0	0	0	0.0000	0.0000	0	0	0.00
(c) INSTITUTIONS	0	0	0	0.0000	0.0000	0	0	0.00
(d) QUALIFIED FOREIGN INVESTOR	0	0	0	0.0000	0.0000	0	0	0.00
(e) ANY OTHERS (Specify)	0	0	0	0.0000	0.0000	0	0	0.00
SUB TOTAL (AM2) :	0	0	0	0.0000	0.0000	0	0	0.00
Total holding for promoters (A)=(AM1) + (AM2)								
(B) Public shareholding	3	22820225	22820225	36.8785	36.8785	0	0	0.00
1. INSTITUTIONS								
(a) MUTUAL FUNDS	0	0	0	0.0000	0.0000	0	0	0.00
(b) FINANCIAL INSTITUTIONS BANKS	0	0	0	0.0000	0.0000	0	0	0.00
(c) CENTRAL STATE GOVERNMENTS)	0	0	0	0.0000	0.0000	0	0	0.00
(d) VENTURE CAPITAL FUNDS	0	0	0	0.0000	0.0000	0	0	0.00
(e) INSURANCE COMPANIES	0	0	0	0.0000	0.0000	0	0	0.00
(f) FPIs	6	2304701	2304701	3.7245	3.7245	0	0	0.00
(g) FOREIGN VENTURE CAPITAL INVESTORS	0	0	0	0.0000	0.0000	0	0	0.00



Statement Showing Shareholding Pattern

Category of Shareholder	Number of Shareholders	Total Number of Shares	Table (I)(a)		Number of Shares held in Dematerialised form	Total Shareholding as a percentage of total number of shares		Shares Pledged or otherwise encumbered
			(III)	(IV)		(V)	(VI)	
(I)	(II)	(III)	(IV)	(V)	(VI)	(VII)	(VIII)	(IX) = (VII)/(IV) *100
(b) QUALIFIED FOREIGN INVESTOR	0	0	0	0	0.0000	0.0000	0	0.00
(c) ANY OTHERS (Specify)	0	0	0	0	0.0000	0.0000	0	0.00
SUB TOTAL (B)(1) :	6	2304701		2304701	3.7245	3.7245	0	0.00
R.2. Non-Institutions								
(b) BODIES CORPORATE	587	13863953		13863953	22.4048	22.4048	0	0.00
(c) INDIVIDUAL (CAPITAL UP TO Rs. 1 Lakh)	14762	10079077		9820226	16.2882	16.2882	0	0.00
(d) CAPITAL GREATER THAN Rs. 1 Lakh	36	7938459		7938459	12.8289	12.8289	0	0.00
(e) QUALIFIED FOREIGN INVESTOR	0	0		0	0.0000	0.0000	0	0.00
(f) ANY OTHERS (Specify)								
(g) TRUSTS	3	1000		1000	0.0016	0.0016	0	0.00
(h) CLEARING MEMBER	62	94118		94118	0.1521	0.1521	0	0.00
(i) DIRECTORS	5	28705		28705	0.0464	0.0464	0	0.00
(j) RELATIVES								
(k) EMPLOYEE	18	32881		32881	0.0531	0.0531	0	0.00
(l) FOREIGN NATIONALS	5	450909		500000	0.7272	0.7272	0	0.00
(m) NON-RESIDENT INDIANS (NRI)	277	1494858		1494858	2.4158	2.4158	0	0.00
(n) OVERSEAS BODIES CORPORATE	5	2771495		599000	4.4789	4.4789	0	0.00
(o) UNCT AIMED SUSPENSE ACCOUNT	0	0		0	0.0000	0.0000	0	0.00
SUB TOTAL (B)(2) :	15760	36754546		33923700	59.3970	59.3970	0	0.00
Total Public Shareholding (B)=(B)(1) + (B)(2)	15766	39059247		36227901	63.1215	63.1215	0	0.00
Total (A) + (B) :	15769	61879472		59048126	100.0000	100.0000	0	0.00
(C) Shares held by Custodians and against which Depository Receipts have been issued								
(i) Promoter and Promoter Group	0	0		0	0.0000	0.0000	0	0.00
(ii) Public	0	0		0	0.0000	0.0000	0	0.00
SUB TOTAL (C)(1) :	0	0		0	0.0000	0.0000	0	0.00



Grand Total (A) + (B) + (C) 15769 61879472 59048126 100 100,0000 0 0,00

NOTES

1) NAME, NUMBER OF SHARES HELD & PERCENTAGE OF ENTITIES - PERSONS HOLDING MORE THAN 1% OF THE TOTAL SHARES OF THE COMPANY IS AS PER ANNEXURE

(1)(B) Statement showing holding of securities (including shares, warrants, convertible securities) of persons belonging to the category "Promoter and Promoter Group"

Sl No	Name of the Shareholder	Total shares held		Encumbered shares (*)		Details of warrants					Details of convertible securities		
		(I)	(II)	(III)	(IV)	(V)	(VI)	(VII)	(VIII)	(IX)	(X)	(XI)	(XII)
		Number of shares	As a % of grand total (A)+(B)+(C)	Number of shares	As a percentage	As a % of grand total (A)+(B)+(C) of sub-clause (1)(a)	Number of warrants held of the same class	As a % total warrants of the same class	Number of convertible securities held of the same class	As a % total convertible securities of the same class	Total shares (including underlying shares assuming full conversion of warrants and convertible securities) as a % of diluted share capita		
1	ARCHANA MITTAL	18770225	25.4854	0	0.00	0.00	0	0	0	0	0	0	0
2	ARCHANA A MITTAL	4000000	6.4642	0	0.00	0.00	0	0	0	0	0	0	0
3	AJAY S MITTAL	3050000	4.9289	0	0.00	0.00	0	0	0	0	0	0	0
TOTAL:		22820225	36.8785	0	0.00	0.0000	0	0	0	0	0	0	0

PRINTED ON 18.10.2013 PAGE NO. 1



Statement showing holding of securities (including shares, warrants, convertible securities) of persons belonging to the category "Public" and holding more than 1% of the total number of shares

(% of)

Sr No	Name of the shareholder	Number of shares	Shares as a percentage of total number of shares (i.e. Grand Total (A) + (B) - (C) indicated in Statement at para (f) (a) above)	Details of warrants	Details of convertible securities	Total shares (including underlying shares assuming full conversion of warrants and convertible securities) as a % of diluted share capital
				Number of warrants	As a % total number of warrants of the same class	
				Number of convertible securities held	% w.r.t total number of convertible securities of the same class	
1	NAISHADHAWAHAR PALEJA	2976270	4.8098	0	0	0
2	ACG ASSOCIATED CAPSULES PVT LTD	2135000	3.4503	0	0	0
3	MV Idea Advisory Services Limited	1942860	3.1397	0	0	0
4	SUC FINANCE LIMITED	1861731	3.0086	0	0	0
5	SAVIGA INVESTMENT HOLDINGS INC	1397495	2.2584	0	0	0
6	CREDIT SUISSE (SINGAPORE) LIMITED	1343403	2.1710	0	0	0
7	DAGA SANDEEP RAMDAS	775000	1.2524	0	0	0
8	LUCKPRO PTE LIMITED	750000	1.2120	0	0	0
TOTAL:		13181759	21.3023	0	0	0


Printed Date: 18/10/2013

PAGE NO: 1

Statement showing holding of securities (including shares, warrants, convertible securities) of persons (together with PAC) belonging to the category "Public" and holding more than 5% of the total number of shares of the company

Sr No	Name	Number of shares	Details of warrants	Details of convertible securities	Total shares (including underlying shares assuming full conversion of warrants and convertible securities) as a % of diluted share capital
			Number of warrants held	As a % total number of warrants of the same class	
			Number of convertible securities held	% w.r.t total number of convertible securities of the same class	
1			0	0	0
TOTAL:		0	0	0	0

Printed Date: 18/10/2013



Statement showing details of locked-in shares

AS ON 30/09/2013

(1)(d)


Sr No	Name of the shareholder	Number of locked-in shares	Locked-in shares as a percentage of total number of shares (i.e. Grand Total (A)-(B)-(C) indicated in Statement at para (1)(a) above]	Promoter / Promoter Group / Public
1	AJAY S MITTAL	3050000	4.93	Promoter / Promoter Group
TOTAL:		3050000	4.9289	

(1)(e) Statement showing details of Depository Receipts (DRs)

Sr No	Type of Outstanding DR (ADRs, GDRs, SDRs etc)	No of Outstanding DRs	No of Shares underlying outstanding DRs	Shares underlying outstanding DRs as a Percentage of total number of shares (i.e Grand Total (A)-(B)-(C) indicated in statement at para(1)(a) above)
1	GDRs			
TOTAL				

(1)(b) Statement showing holding of Depository Receipts (DRs), where underlying shares held by 'promoter promoter group' are in excess of 1% of the total number of shares.

Sr No	Name of the DR Holder	Type of Outstanding DR (ADRs, GDRs, SDRs etc)	No of Shares underlying outstanding DRs	Shares underlying outstanding DRs as a Percentage of total number of shares (i.e Grand Total (A)-(B)-(C) Indicated in statement at Para (1) (a) above)
1				
TOTAL				



Log for
Reception
+91 22 42305555
21 Oct 2013 19:02

Last Transaction

Date	Time	Type	Identification	Duration	Pages	Result
21 Oct	18:59	Fax Sent	022723121	3:20	7	OK
