

Name of the Company :	ARSHIYA INTERNATIONAL LTD		
Script Code, Name of the scrip, class of security :			
Quarter ended :	29/09/2012		
Partly paid-up shares :-	No. of partly paid-up shares	As a % of total no. of partly paid-up shares	As a % of total no. of shares of the company
Held by promoter/ promoter group	0	0.00	0.00
Held by public	0	0.00	0.00
<b>Total (D)</b>	<b>0</b>	<b>0.00</b>	<b>0.00</b>
Outstanding convertible securities	No. of outstanding securities	As a % of total no. of outstanding convertible securities	As a % of total no. of shares of the company, assuming full conversion of the convertible securities
Held by promoter/ promoter group	0	0.00	0.00
Held by public	0	0.00	0.00
<b>Total (E)</b>	<b>0</b>	<b>0.00</b>	<b>0.00</b>
Warrants	No. of Warrants	As a % of total no. of Warrants	As a % of total no. of shares of the company, assuming full conversion of warrants
Held by promoter/ promoter group	0	0.00	0.00
Held by public	0	0.00	0.00
<b>Total (F)</b>	<b>0</b>	<b>0.00</b>	<b>0.00</b>
<b>Total paid-up capital of the company, assuming full conversion of warrants convertible securities Total (A+B+C)+ D+E+F)</b>	<b>58829472</b>		<b>100.00</b>




**Statement Showing Shareholding Pattern**

**Table (I)(a)**

Category Code	Category of Shareholder	Number of Shareholders	Total Number Of Shares	Number of Shares held in Dematerialised form	Total Shareholding as a percentage of total number of shares		Shares Pledged or otherwise encumbered	
					As a Percentage of (A+B)	As a Percentage of (A+B+C)	No. Of Shares	As a Percentage
(I)	(II)	(III)	(IV)	(V)	(VI)	(VII)	(VIII)	(IX)= (VIII)/(IV) *100

(A) Shareholding of Promoter and Promoter Group2


<b>1. INDIAN</b>									
(a)	INDIVIDUAL / HUF	1	26234710	26234710	44.5945	44.5945	18905000	72.00	
(b)	CENTRAL / STATE GOVERNMENT(S)	0	0	0	0.0000	0.0000	0	0.00	
(c)	BODIES CORPORATE	0	0	0	0.0000	0.0000	0	0.00	
(d)	FINANCIAL INSTITUTIONS / BANKS	0	0	0	0.0000	0.0000	0	0.00	
(e)	ANY OTHERS (Specify)								
(i)	DIRECTORS / RELATIVES	0	0	0	0.0000	0.0000	0	0.00	
(ii)	GROUP COMPANIES	0	0	0	0.0000	0.0000	0	0.00	
SUB TOTAL (A)(1) :		1	26234710	26234710	44.5945	44.5945	18905000	72.06	
<b>2. FOREIGN</b>									
(a)	INDIVIDUAL	0	0	0	0.0000	0.0000	0	0.00	
(b)	BODIES CORPORATE	0	0	0	0.0000	0.0000	0	0.00	
(c)	INSTITUTIONS	0	0	0	0.0000	0.0000	0	0.00	
(d)	QUALIFIED FOREIGN INVESTOR	0	0	0	0.0000	0.0000	0	0.00	
(e)	ANY OTHERS (Specify)	0	0	0	0.0000	0.0000	0	0.00	
SUB TOTAL (A)(2) :		0	0	0	0.0000	0.0000	0	0.00	
Total holding for Promoters and Promoter group		(A)=(A)(1) + (A)(2)	1	26234710	26234710	44.5945	44.5945	18905000	72.06
<b>(B) Public shareholding</b>									
<b>1. INSTITUTIONS</b>									



(a)	MUTUAL FUNDS / UTI	1	1310273	1310273	2.2272	2.2272	0	0.00
(b)	FINANCIAL INSTITUTIONS / BANKS	1	63324	63324	0.1076	0.1076	0	0.00
(c)	CENTRAL / STATE GOVERNMENT(S)	0	0	0	0.0000	0.0000	0	0.00
(d)	VENTURE CAPITAL FUNDS	0	0	0	0.0000	0.0000	0	0.00
(e)	INSURANCE COMPANIES	0	0	0	0.0000	0.0000	0	0.00
(f)	FII'S	16	7581539	7581539	12.8873	12.8873	0	0.00
(g)	FOREIGN VENTURE CAPITAL INVESTORS	0	0	0	0.0000	0.0000	0	0.00
(h)	QUALIFIED FOREIGN INVESTOR	0	0	0	0.0000	0.0000	0	0.00
(i)	ANY OTHERS (Specify)	0	0	0	0.0000	0.0000	0	0.00
SUB TOTAL (B)(1) :		18	8955136	8955136	15.2222	15.2222	0	0.00
B 2. Non-institutions								
(a)	BODIES CORPORATE	480	6147024	6147024	10.4489	10.4489	0	0.00
(b)	INDIVIDUAL							
(i)	(CAPITAL UPTO TO Rs. 1 Lakh)	9272	4738285	4476934	8.0543	8.0543	0	0.00
(ii)	(CAPITAL GREATER THAN Rs. 1 Lakh)	20	6347009	6347009	10.7888	10.7888	0	0.00
(c)	QUALIFIED FOREIGN INVESTOR	0	0	0	0.0000	0.0000	0	0.00
(d)	ANY OTHERS (Specify)							
(i)	TRUSTS	4	9030	9030	0.0153	0.0153	0	0.00
(ii)	CLEARING MEMBER	77	68307	68307	0.1161	0.1161	0	0.00
(iii)	DIRECTORS / RELATIVES	6	72956	72956	0.1240	0.1240	0	0.00
(iv)	EMPLOYEE	24	40384	40384	0.0686	0.0686	0	0.00
(v)	FOREIGN NATIONALS	5	450000	50000	0.7649	0.7649	0	0.00
(vi)	NON RESIDENT INDIANS (NRI)	261	2695935	2695935	4.5826	4.5826	0	0.00
(vii)	OVERSEAS BODIES CORPORATES	6	3070696	898201	5.2197	5.2197	0	0.00
SUB TOTAL (B)(2) :		10155	23639626	20805780	40.1833	40.1833	0	0.00
Total Public Shareholding								
(B)=(B)(1) + (B)(2)		10173	32594762	29750916	55.4055	55.4055	0	0.00
Total (A) + (B) :		10176	58829472	55995626	100.0000	100.0000	18905000	32.14



(C) Shares held by Custodians and against which Depository Receipts have been issued								
(a)	SHARES HELD BY CUSTODIANS	0	0	0	0.0000	0.0000	0	0.00
(i)	Promoter and Promoter Group	0	0	0	0.0000	0.0000	0	0.00
(ii)	Public	0	0	0	0.0000	0.0000	0	0.00
	SUB TOTAL	0	0	0	0.0000	0.0000	0	0.00
	(C)(1) :	0	0	0	0.0000	0.0000	0	0.00
	Grand Total (A) + (B) + (C)	10176	58829472	55995626	100.0000	100.0000	18905000	32.14
NOTES :	1) NAME, NUMBER OF SHARES HELD & PERCENTAGE OF ENTITIES / PERSONS HOLDING MORE THAN 1% OF THE TOTAL SHARES OF THE COMPANY IS AS PER ANNEXURE							
Print Date :	06/10/2012   Page -1 of 1							




(l)(b) Statement showing holding of securities (including shares, warrants, convertible securities) of persons belonging to the category "PROMOTERS AND PROMOTER GROUP"												
Sr.No	Name of the Shareholder	Details of shares held		Encumbered shares (*)			Details of warrants		Details of convertible securities		Total shares (including underlying shares assuming full conversion of warrants and convertible securities) as a % of diluted share capital	
		Number of shares held	As a % of grand total (A)+(B)+(C)	No.	As a percentage	As a % of grand total (A)+(B)+(C) of sub-clause (l)(a)	Number of warrants held	As a % total number of warrants of the same class	Number of convertible securities held	As a % total number of convertible securities of the same class		
(I)	(II)	(III)	(IV)	(V)	(VI)=(V)/(III)* 100	(VII)	(VIII)	(IX)	(X)	(XI)	(XII)	
1	ARCHANA MITTAL	26234710	44.59	18905000	72.06	32.14	0	0	0	0	0	
	TOTAL :	26234710	44.5945	18905000	72.06	32.14	0	0	0	0	0	

(\*) The term "encumbrance" has the same meaning as assigned to it in regulation 28(3) of the SAST Regulations, 2011




(I)(c)(ii) Statement showing holding of securities (including shares, warrants, convertible securities) of persons (together with PAC) belonging to the category "Public" and holding more than 5% of the total number of shares of the company		AS ON :		29/09/2012					
SR.NO	Name of the shareholder	Number of shares	Shares as a percentage of total number of shares (i.e., Grand Total (A)+(B)+(C) indicated in Statement at para (I)(a) above)	Details of warrants		Details of convertible securities		Total shares (including underlying shares assuming full conversion of warrants and convertible securities) as a % of diluted share capital	
				Number of warrants held	As a % total number of warrants of the same class	Number of convertible securities held	% w.r.t. total number of convertible securities of the same class		
1	TREE LINE ASIA MASTER FUND (SINGAPORE) PTE LTD	3176000	5.3987	0	0	0	0	0	
2	NAISHADH JAWAHAR PALEJA	2976270	5.0591	0	0	0	0	0	
TOTAL :		6152270	10.4578	0	0	0	0	0	



(l)(c)(i) Statement showing holding of securities (including shares, warrants, convertible securities) of persons belonging to the category "Public" and holding more than 1% of the total number of shares.

SR.NO	Name of the shareholder	Number of shares held	Shares as a percentage of total number of shares (i.e., Grand Total(A)+(B)+(C) indicated in Statement at para (l)(a) above)	Details of warrants		Details of convertible		Total shares (including underlying shares assuming full conversion of warrants and convertible securities) as a % of diluted share capital
				Number of warrants held	As a % total number of warrants of the same class	Number of convertible securities held	% w.r.t. total number of convertible securities of the same class	
1	TREE LINE ASIA MASTER FUND (SINGAPORE) PTE LTD	3176000	5.3987	0	0	0	0	0
2	NAISHADH JAWAHAR PALEJA	2976270	5.0591	0	0	0	0	0
3	My Idea Advisory Services Limited	1942860	3.3025	0	0	0	0	0
4	PARESH CHANDULAL ZAVERI	1403000	2.3849	0	0	0	0	0
5	SAVIGA INVESTMENT HOLDINGS INC	1397495	2.3755	0	0	0	0	0
6	RELIANCE CAPITAL TRUSTEE CO LTD A/C-RELIANCE REGULAR SAVINGS FUND-EQUITY OPTION	1310273	2.2272	0	0	0	0	0
7	SWISS FINANCE CORPORATION (MAURITIUS) LIMITED	1134832	1.9290	0	0	0	0	0
8	DEEKAY FINEX AND TRAVELS PRIVATE LIMITED	1000000	1.6998	0	0	0	0	0
9	CREDIT SUISEE (SINGAPORE) LIMITED	923403	1.5696	0	0	0	0	0
10	LUCKPRO PTE LIMITED	750000	1.2749	0	0	0	0	0
11	MERRILL LYNCH CAPITAL MARKETS ESPANA S.A. S.V.	679770	1.1555	0	0	0	0	0
12	DAGA SANDEEP RAMDAS	675000	1.1474	0	0	0	0	0
13	HANDELSBANKENS TILLVAXTMARKNADSFOND	588423	1.0002	0	0	0	0	0
	TOTAL :	17957326	30.5244	0	0	0	0	0



(l)(d)	Statement Showing " LOCKED - IN - SHARES "			AS ON :	29/09/201 2
SR NO	NAME		Category	Shares	Per
1					
			TOTAL:		





(II) (a) Statement Showing Details of Depository Receipts (DRs)

Unit :	ARSHIYA INTERNATIONAL LTD		As on Date :	29/09/2012
Sr.No.	Type of Outstanding DR (ADRs,GDRs,SDRs etc.)	No of Outstanding DRs.	No of Shares underlying outstanding DRs.	Shares underlying outstanding DRs as a Percentage of total number of shares (i.e Total (A)+ (B) + (C) Indicated in statement at para(I) (a) above)
1	GDRs			
		TOTAL :		



(II) (b) Statement showing Holding of Depository Receipts (DRs) where underlying shares are in excess of 1% of the total number of shares.

Sr.No.	Type of Outstanding DR (ADRs,GDRs,SDRs etc.)	No of Shares underlying outstanding DRs.	Shares underlying outstanding DRs.as a Percentage of total number of shares (i.e Total (A)+(B)+(C) Indicated in Statement at Para (I) (a) above)
1			
TOTAL :			

